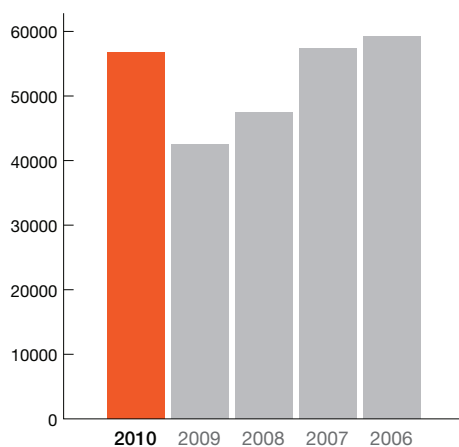


Financial Highlights

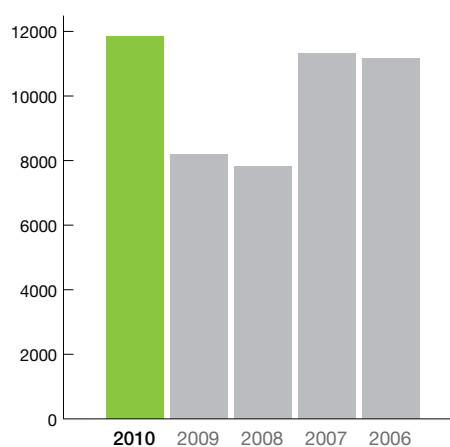
	2010	2009	2008	2007	2006
Revenue (RM'000)	56,777	42,452	47,409	57,327	59,171
Profit Before Tax (RM'000)	13,064	8,901	8,213	13,167	14,525
Profit After Tax (RM'000)	11,854	8,194	7,818	11,309	11,180
Net Earnings Per Ordinary Share (sen)	*9.88	6.83	6.50	9.39	9.30
Net Dividend Per Ordinary Share (sen)	9.00	7.00	3.00	4.50	4.50
Dividend Payout Ratio (%)	91.1	102.5	46.1	47.9	48.4
Net Asset Per Ordinary Share (sen)	77.0	78.1	74.3	72.2	67.3

* Based on the number of ordinary share in issue of 120,000,740 as at the end of the financial year 2010 after the exclusion of shares repurchased of 499,000

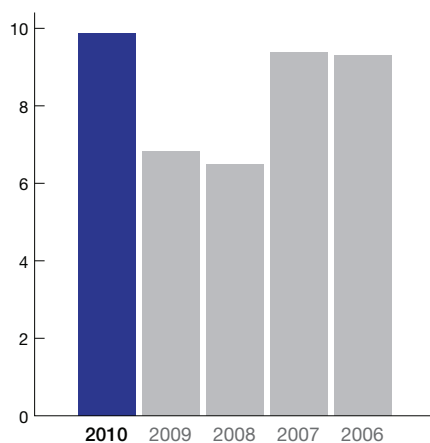
REVENUE (RM'000)



PROFIT AFTER TAX (RM'000)



NET EARNINGS PER ORDINARY SHARE (SEN)



NET ASSETS PER ORDINARY SHARE (SEN)

